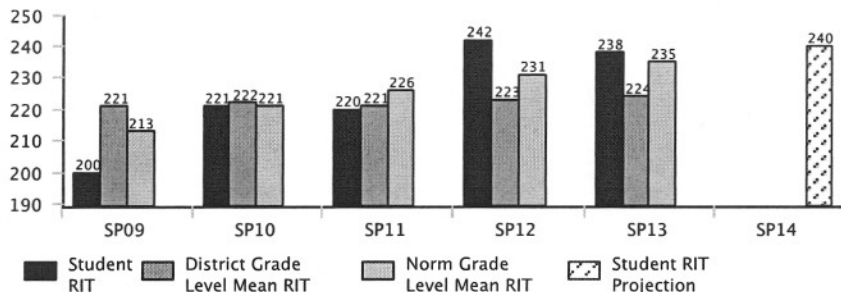


Student Progress Report

Miller, [REDACTED]
Student ID: [REDACTED]

Term Rostered: Spring 2012-2013
District: Academic Christ Centered Educational S
School: Central Christian Academy
Growth Comparison Period: Spring to Spring

Mathematics

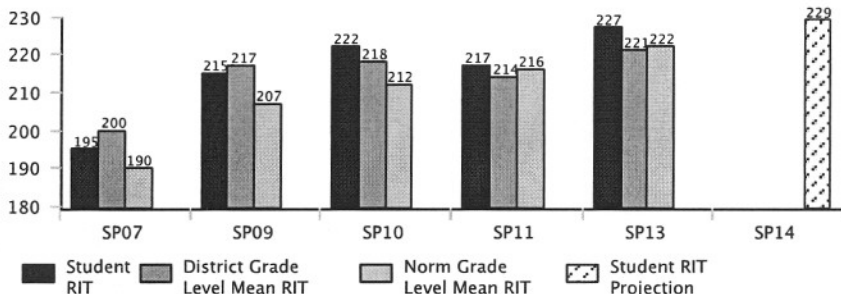


Term/Year	Grade	RIT (+/- Std Err)	RIT Growth	Growth Projection	Percentile Range
SP13	8	236-238-241	-4	5	53-58-64
SP12	7	239-242-245	22	6	69-74-80
SP11	6	217-220-224			30-36-46
SP10	5	216-221-226			37-50-63
SP09	4	196-200-205			12-19-30
SP07	2	196-199-202			65-73-80

Mathematics Goals Performance - Spring 2012-2013

Computation	Avg	Number Sense and Numeration	LoAvg
Geometry	Avg	Measurement	HiAvg
Statistics, Probability, and Graphing	HiAvg	Algebraic Concepts	HiAvg
Problem Solving	HiAvg		

Reading

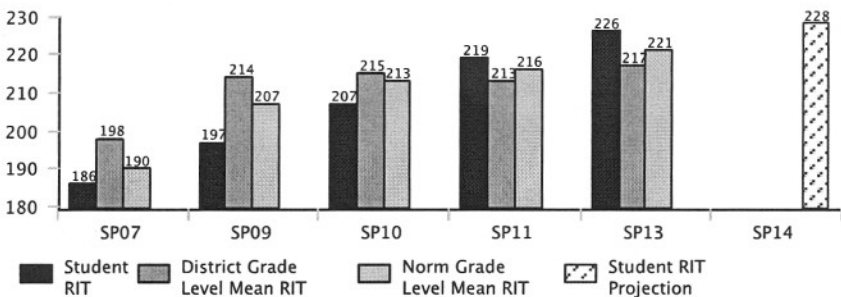


Term/Year	Grade	RIT (+/- Std Err)	RIT Growth	Growth Projection	Percentile Range
SP13	8	224-227-231			54-62-72
SP11	6	213-217-220			41-52-60
SP10	5	218-222-227			66-75-85
SP09	4	210-215-220			59-72-83
SP07	2	192-195-199			56-64-74

Reading Goals Performance - Spring 2012-2013

Word Analysis and Vocabulary Development	LoAvg	Literal Reading Comprehension	HiAvg
Interpretive Reading Comprehension	HiAvg	Evaluative Reading Comprehension	Avg
Literary Response and Analysis	High		
Lexile® Range	987-1137L		

Language Usage



Term/Year	Grade	RIT (+/- Std Err)	RIT Growth	Growth Projection	Percentile Range
SP13	8	223-226-229			55-64-72
SP11	6	217-219-222			52-58-67
SP10	5	202-207-212			20-33-47
SP09	4	192-197-202			13-23-36
SP07	2	183-186-189			31-39-47

Language Usage Goals Performance - Spring 2012-2013

Composing and Writing Process	Avg	Composition Structure	LoAvg
Basic Grammar and Usage	High	Punctuation	HiAvg
Capitalization	HiAvg		